



# One Stop Shop Zhu Composite Decking Package



“The Market  
Leaders  
in Decking”

## Packaging - This is the care we take on every package.

Here at Deck-Max we take enormous care in packaging our products to ensure goods arrive in best possible condition.

Packs are bundles of 3 x boards strapped separately and separated by foam sheets.

- Lengths are bundled into 3 lengths per pack
- Strapped for stability
- Cardboard corners
- Ply sides
- Plastic wrap under and over
- Palletised and strapped again.



# Deck-Max Kits

## The One Stop Shop



What is

**INCLUDED**

NO ONE ELSE WILL SUPPLY THESE EXTRA'S

- ▶ Decking boards 2.9m long x 23mm thick x 147mm wide
- ▶ Deck Clips - Warranted for life
- ▶ Butt Joiners for Mitred Corners
- ▶ Screws for either timber frame or metal frame
- ▶ Square Drive Bit - 100mm x 2 square drive - 2 off
- ▶ 3 x Decking Clamps
- ▶ Countersink tool & spare drill bits to prep the surface fix hole
- ▶ Surface fix screws colour matched for starting and finishing
- ▶ Gap Setter's to set the 3.5mm gap on the butt joints
- ▶ Online installing assistance
- ▶ Perfect packaging
- ▶ Bostik Glue to provide an acoustic membrane under the boards
- ▶ Bostik wipes to remove any glue from hands, tools or deck
- ▶ Crane truck delivery to job site
- ▶ Deck cleaner and broom kit

Butt Joint install (These are included in your Kit)



Gap setter & Deck-Max Pro Clip: 5 Kit - Coverage is approximate

- Use the 3.5mm gap tool.
- NOTE: The Deck-Max Pro Clip will bridge the 2 x butt jointed boards. Be sure you insert 2 clips to keep the gap square during the install.
- Important to leave in during the installation so the decking settles into the local climate - it will provide more consistent gaps leaving in overnight.


## Standard accessories included in your decking job package




Combo - 1 x 100 long shank drill bit x 3mm to use as a pilot + 1 x 100mm driver bit to suit screws.



Face Fix screws in different colours to use where you cannot use a clip.



Butt Joiners are used for Mitred corners, Butt Joints and picture frame boards.




CounterSink Tool - The CounterSink Tool is used for the outside board / first board or when you cannot use a clip. Cuts a perfect groove in the surface and fits the screws to suit. Use a pilot hole to finish preparation. Also used for fixing the Fascia board.



Spare Drill bits for CounterSink Tool.



## Decking Clamps





These Deck Clamps are essential for keeping the gap setting as you install the boards. See videos on the website.

## Fascia Board

Fascia Boards: Available in matching colour.  
100mm x 15mm x 2.9m - Can flex to work on curves for internal or external applications.

- "Fascia - 2.9m x 15mm x 100mm" / Face fix easy to remove for access, Fascia Board has same dual face as the decking - Timber texture and smooth.
- Fixing - Use our coloured screws - Silver Grey use the Black SS trim head screws in conjunction with the Countersink Tool.
- Teak & Mahogany colours select the brown screw in conjunction with the Countersink Tool



Butt joints are to be lined up as per photo, can stagger every 2nd, 3rd or 4th boards.

## Composite Deck Cleaning

### Steps to cleaning ZHU

- Wash with soft broom and light detergent. (example Sunlight dish washing liquid)
- DO NOT use power washer or gernie.
- Protect surface during construction from construction damage - dirty boots/other trades like painters, tilers etc.



Bucket



Deck Brush